FLAG STATISTICS by Tim Leo

This special PDF includes the second (+ big charts that can be found in the Flag Review issue 2) issue of Flag Statistics, a series of infographics about flags, based on the data available under the terms of a Creative Commons Attribution-NonCommercial 3.0 International License.

Because the longitude of the various charts varies considerably, this PDF has been formatted as one long single page. As a rule of thumb, flag design is a common image that can be seen on a flag, or a flag that is used as a design element. Flag statistics are based on the data collected by the FIAV with Mirko Sovinc Reader, either the work done so far by of the Reader Flag Statistics Project, or the data collected by myself. Some of the charts are based on the data collected by myself.

Flag statistics are based on what has been accepted as a flagship or a single flag design, and thus the individual cities and the rest are not.

Due to the increased dimensions of the single page, horizontal scroll of the charts is needed. Some charts are also quite long, so it is recommended to use the "Fit Width" or "Fit Page" in your PDF viewer reader, after which you should be able to view the page longer and still read the charts.

How old are national flags?

Flag statistics based on the data collected by the FIAV with Mirko Sovinc Reader, or the data collected by myself. Some of the charts are based on the data collected by myself.

Arabic

Flag proportions

Flag statistics based on the data collected by the FIAV with Mirko Sovinc Reader, or the data collected by myself. Some of the charts are based on the data collected by myself.

Arabic

Similar flags

Flag statistics based on the data collected by the FIAV with Mirko Sovinc Reader, or the data collected by myself. Some of the charts are based on the data collected by myself.

Arabic

Most used flag colours by continents

Flag statistics based on the data collected by the FIAV with Mirko Sovinc Reader, or the data collected by myself. Some of the charts are based on the data collected by myself.

Arabic

The most dominating flag colours of the world

Flag statistics based on the data collected by the FIAV with Mirko Sovinc Reader, or the data collected by myself. Some of the charts are based on the data collected by myself.

Arabic

Dominating flag layouts

Flag statistics based on the data collected by the FIAV with Mirko Sovinc Reader, or the data collected by myself. Some of the charts are based on the data collected by myself.



Arabic

Number of changes – Europe

Flag statistics based on the data collected by the FIAV with Mirko Sovinc Reader, or the data collected by myself. Some of the charts are based on the data collected by myself.



Arabic

Number of changes – America

Flag statistics based on the data collected by the FIAV with Mirko Sovinc Reader, or the data collected by myself. Some of the charts are based on the data collected by myself.



Arabic

Number of changes – Africa

Flag statistics based on the data collected by the FIAV with Mirko Sovinc Reader, or the data collected by myself. Some of the charts are based on the data collected by myself.

Arabic

Number of changes – Asia & Oceania

Flag statistics based on the data collected by the FIAV with Mirko Sovinc Reader, or the data collected by myself. Some of the charts are based on the data collected by myself.



Arabic

Flag charts

Flag statistics based on the data collected by the FIAV with Mirko Sovinc Reader, or the data collected by myself. Some of the charts are based on the data collected by myself.

Arabic

Flag Terms

Flag statistics based on the data collected by the FIAV with Mirko Sovinc Reader, or the data collected by myself. Some of the charts are based on the data collected by myself.

Arabic

Most used flag elements

Flag statistics based on the data collected by the FIAV with Mirko Sovinc Reader, or the data collected by myself. Some of the charts are based on the data collected by myself.

Arabic

This PDF will be updated in FIAV Flag Review, issue 2 of Flag Statistics, and it has been provided as a supplement to the Flag Review issue 2. Flag Statistics is a series of infographics about flags, based on the data collected by myself. Some of the charts are based on the data collected by the FIAV with Mirko Sovinc Reader.

© Tim Leo Flag Statistics